



DÖTUL[®]

intelligent door building machinery[®]

DÖTUL INC, INTRODUCES THE AT-400 DOWEL DRIVER



Dowel driver rod and hopper mechanism

Alternating stroke cylinders prevent jamming of dowels

Features & Benefits

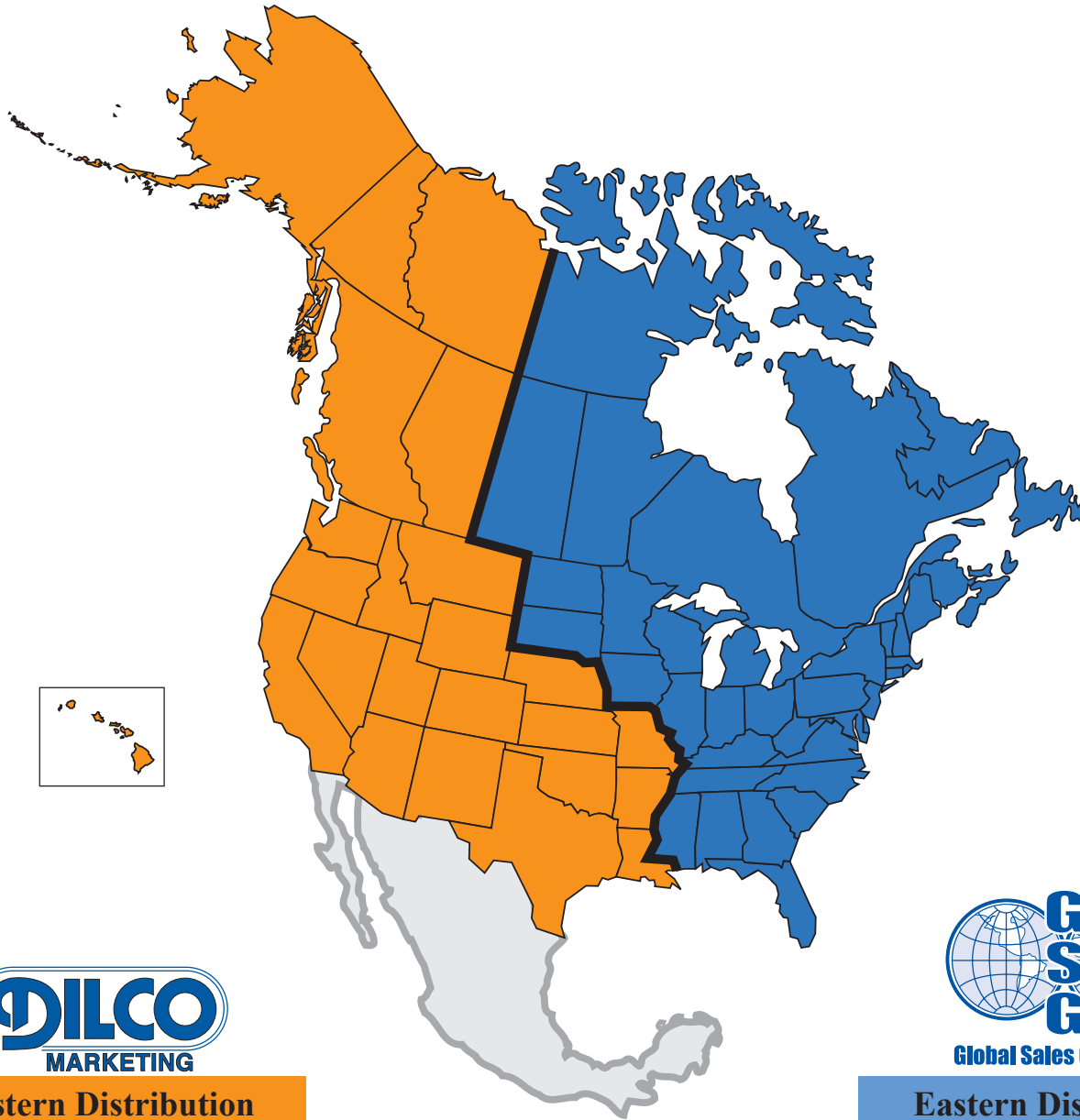
The AT-400 dowel driver will drive ½" x 4" wood dowels to a preset depth into pre-glued dowel holes. Table shims allow for quick changes between 1⅜" + 1¼" + 2¼" thick doors. The adjustable dowel driver rod will allow the operator to adjust the depth of the dowel to driven into the pre-drilled dowel hole.

The machine will drive the dowels as fast as the operator can pre-glue the dowel holes and press the foot pedal.

The customer must specify the hole centers when ordering the dowel driver.

AT-400 Dowel Driver Specifications

Air requirements	90 PSI
Floor space required	2'6" wide by 4' deep
Driver rod length	½" x 9" adjustable
Adjustment for rod	¾
Cylinder stroke	4" dia. x 6" stroke
Clamp cylinder	4" dia. x 2" stroke
Dowel hole spacing (must be specified)	1½" 2" 2¼" 2½"
Table size	24" wide x 16" deep



Global Sales Group, LLC

Western Distribution

Dilco Marketing

PO Box 7843

Chico, CA 95927

Office 530.345.4536

Cell 530.518.4887

Fax 530.345.8369

dilco@msn.com

www.dilco.net

Eastern Distribution

Global Sales Group, LLC

PO Box 1835

Chico, CA 95927

Office 530.893.2444

Cell 530.228.2442

Fax 530.893.2244

dschmucker@globalsalesgroupllc.com

www.globalsalesgroupllc.com